

Amphastar Naloxone Rebate - Iowa

Governor's Office of Drug Control Policy

1

Governor's Office of Drug Control Policy



Contact for assistance:

Dennis Wiggins
515-725-0311
dennis.wiggins@iowa.gov

Susie Sher
515-725-0308
susie.sher@iowa.gov

2

Prior to Applying

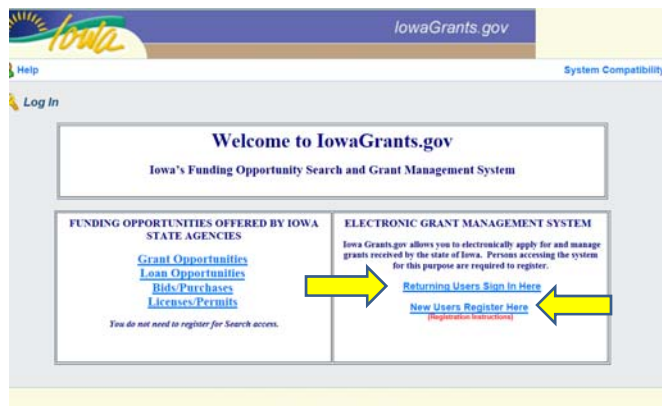
- Review program details and confirm your eligibility as a Public Entity. See the application [Description](#).
- If not already done, register for a user ID in the iowa grants management system. See the attachment titled "[IowaGrants Registration Instructions.pdf](#)".
- Check with your finance staff to be sure your Public Entity is registered as a vendor in the State financial system – you will need your Vendor ID to make an application. If you do not have a vendor ID contact Susie Sher 515-725-0308 or susie.sher@iowa.gov.
- Organize documentation (invoices) of Amphastar Naloxone purchases. Scanned copies will be attached to your application.

3

Go to the website www.iowagrants.gov

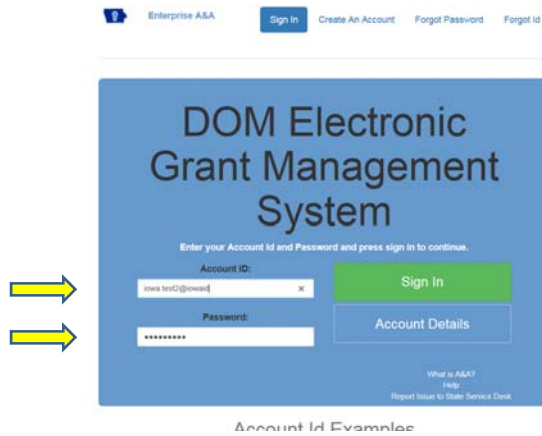
If you have a user ID in the grant management system click on [Returning Users Sign In Here](#).

If you do not have a user ID, Click on the [New Users Register Here](#). Detailed registration instruction are available [here](#). Once you have an active user ID, return to this page and click [Returning Users Sign In Here](#).



4

Enter your account credentials and click Sign In



If you have lost your password or user ID, click the Forgot Password or Forgot ID link at the top of the page.

5

To start a new application click Funding Opportunities.



To work on an existing application click on My Applications and then click on the application

6

To start a new application, click on the opportunity titled “Amphastar Naloxone Rebate” (ID # 226497)

225525	Education	Title IIA	Title II, Part A Application FY18 - Supporting Effective Instruction	Pre-Application Deadline not Applicable	10/01/2017
226268	Public Health	HIV, STI and Hepatitis Services	Integrated HIV and Viral Hepatitis Services RFP 58818005	Pre-Application Deadline not Applicable	11/02/2017
228319	Iowa Commission on Volunteer Service	2018-2019 AmeriCorps State	AmeriCorps State 2018-2019	Pre-Application Deadline not Applicable	10/10/2017
226497	Governor's Office of Drug Control Policy	Naloxone Rebate	Amphastar Naloxone Rebate	Pre-Application Deadline not Applicable	01/23/2018
226504	Public Health	Substance Abuse Prevention & Treatment	AmeriCorps Substance Abuse Prevention Program RFP 58818012	Pre-Application Deadline not Applicable	10/05/2017
227359	Economic Development Authority	Main Street Iowa	Community Catalyst Building Remediation Program (Pre-Application)	Pre-Application Deadline not Applicable	12/31/2017
227750	Administrative Services	IOWAccess	IOWAccess Citizen Facing Website Program	Pre-Application Deadline not Applicable	Final Application Deadline not Applicable
227840	Public Health	Nutrition	FY18 Breastfeeding Peer Counseling Program through the Iowa WIC Program RFP 58818013 (2nd post)	Pre-Application Deadline not Applicable	10/05/2017
228079	Economic Development Authority	Main Street Iowa	Community Catalyst Building Remediation Program (Full Application)	Pre-Application Deadline not Applicable	12/31/2017

7

This page shows the application details. After carefully reviewing the program description, including the eligibility criteria, click on the link [Start a New Application](#).

*Note that after submitting your initial application, you can click the [Copy Existing Application](#) to submit future requests. This feature will prefill some of the application fields for you.

8

Enter a Title for your application and then click the Save Button

The screenshot shows the 'Application' page on IowaGrants.gov. Under the 'General Information' section, there is a 'Project Title' field with a character count of 100. A yellow arrow points to the 'Save' button in the top right corner of the browser window. Another yellow arrow points to the 'Project Title' input field.

Click Go to Application Forms on the next screen

The screenshot shows the application overview page. It displays details for Application 229498 - Demo, including Program Area (Naloxone Rebate) and Application Deadline (01/23/2018). A yellow arrow points to the 'Go to Application Forms' link located at the bottom right of the 'General Information' section.

9

This screen shows the five short application forms that need to be completed (you already completed the first form). You will click on each of the remaining forms, fill them out, save/mark as complete, and then submit the application.

Pay special attention to the specific instructions in each form.

To start on the next form, click on the link Amphastar Naloxone Iowa Rebate Request Form.

The screenshot shows the 'Application Forms' section of the application overview page. It contains a table with the following data:

Form Name	Complete?	Preview	Submit
General Information			
Amphastar Naloxone Iowa Rebate Request Form	✓		
Qualifying Naloxone Purchases			
Documentation			
Certification			

A yellow arrow points to the 'Amphastar Naloxone Iowa Rebate Request Form' link in the table. The 'Last Edited' date for this form is 09/22/2017.

10

Enter data for each field and then click save

Application
 Application: 229498 - Demo
 Program Area: Naloxone Rebate
 Funding Opportunities: 226497 - Amphastar Naloxone Rebate
 Application Deadline: 01/23/2018

Applicant Agency

Public Entity Name* Governor's Office of Drug Control Policy
 Address* 215 East 7th Street, Des Moines, Iowa 50319
Street, City, State, Zip
 Contact Person* Dennis Wiggins
 Telephone* 515-725-0311
 E-mail* dennis.wiggins@iowa.gov

The vendor ID defines the payee, address, and account information used to reimburse your Public Entity. Check with your finance officials to be ensure the correct vendor ID is used.
 If your Public Entity qualifies for a rebate but does not have a vendor ID, you can register with the state financial system at https://vas.iowa.gov/webapp/VSS_CN/AISelfService

State Financial System (1-3) Vendor ID* 42-0000001

[Return to Top](#)

11

Note: When you save a form the system will display a view screen with your changes. If you need to make changes to the form click Edit, make your changes, & click Save again.

Click Mark as Complete which will take you back to the application forms.

Application
 Application: 229498 - Demo
 Program Area: Naloxone Rebate
 Funding Opportunities: 226497 - Amphastar Naloxone Rebate
 Application Deadline: 01/23/2018

Applicant Agency

Public Entity Name* Governor's Office of Drug Control Policy
 Address* 215 East 7th Street, Des Moines, Iowa 50319
Street, City, State, Zip
 Contact Person* Dennis Wiggins
 Telephone* 515-725-0311
 E-mail* dennis.wiggins@iowa.gov

The vendor ID defines the payee, address, and account information used to reimburse your Public Entity. Check with your finance officials to be ensure the correct vendor ID is used.
 If your Public Entity qualifies for a rebate but does not have a vendor ID, you can register with the state financial system at https://vas.iowa.gov/webapp/VSS_CN/AISelfService

State Financial System (1-3) Vendor ID* 42-0000001

[Mark as Complete](#) | [Go to Application Forms](#)

Last Edited By: Iowa Test2, 09/22/2017

12

Click on Qualifying Naloxone Purchases.

The screenshot shows the IowaGrants.gov application interface. At the top, there is a navigation bar with 'Menu', 'Help', and 'Log Out' options. Below this, the application details are displayed: 'Application: 229498 - Demo', 'Program Area: Naloxone Rebate', 'Funding Opportunities: 226497 - Amphastar Naloxone Rebate', and 'Application Deadline: 01/23/2018'. A section titled 'Instructions' provides guidance on submitting the application. The main content area features a table of 'Application Forms' with columns for 'Form Name', 'Complete?', and 'Last Edited'. The table lists four forms: 'General Information', 'Amphastar Naloxone Iowa Rebate Request Form', 'Qualifying Naloxone Purchases', and 'Certification'. The first two forms have checkmarks in the 'Complete?' column, and a yellow arrow points to the 'Qualifying Naloxone Purchases' form.

Form Name	Complete?	Last Edited
General Information	✓	06/22/2017
Amphastar Naloxone Iowa Rebate Request Form	✓	06/22/2017
Qualifying Naloxone Purchases		
Documentation		
Certification		

Note: The first two forms are now marked as complete.

13

Click the Add button to enter qualified Naloxone purchases.

Each invoice should be added as a separate entry. Enter a second or subsequent line by clicking the Add button again.

The screenshot shows the IowaGrants.gov application interface, similar to the previous one. The application details are the same. The 'Instructions' section now includes the instruction: 'Click the add button above to add information on Naloxone purchase(s). Enter information for each invoice included in your request. Click the add button to add additional invoices.' Below this, there is a table titled 'Funding Requested' with columns for 'Item Number/National Drug Code Number', 'Purchase Date', 'Number of units purchased', and 'Amount Requested'. A yellow arrow points to the 'Add' button in the top navigation bar.

Item Number/National Drug Code Number	Purchase Date	Number of units purchased	Amount Requested

14

Fill out the form and click Save

Application: 229498 - Demo

Program Area: Naloxone Rebate

Funding Opportunities: 226497 - Amphastar Naloxone Rebate

Application Deadline: 01/23/2018

Requested Total: \$210.00

Instructions: Click the add button above to add information on Naloxone purchases. Enter information for each invoice included in your request. Click the add button to add additional invoices.

Funding Requested

Item Number/National Drug Code Number: Naloxone 1

Purchase Date: October 17, 2017

Number of units purchased: 35

Amount Requested: \$210.00

Return to Top

If you need to add a second or subsequent line, repeat by clicking Add.

Click Mark as Complete when all invoices have been added.

Application: 229498 - Demo

Program Area: Naloxone Rebate

Funding Opportunities: 226497 - Amphastar Naloxone Rebate

Application Deadline: 01/23/2018

Requested Total: \$2,370.00

Instructions: Click the add button above to add information on Naloxone purchases. Enter information for each invoice included in your request. Click the add button to add additional invoices.

Funding Requested

Item Number/National Drug Code Number	Purchase Date	Number of units purchased	Amount Requested	Amount
Naloxone 113	October 17, 2017	35	\$210.00	\$210.00
Naloxone 343	November 14, 2017	305	\$1,800.00	\$1,800.00
Naloxone 352	December 1, 2017	85	\$360.00	\$360.00

Mark as Complete | Go to Application Forms

Last Edited By: Iowa Tech, 06/25/2017

15

Click on Documentation

Application: 229498 - Demo

Program Area: Naloxone Rebate

Funding Opportunities: 226497 - Amphastar Naloxone Rebate

Application Deadline: 01/23/2018

Requested Total: \$2,370.00

Instructions: Clicking "Mark as Complete" does not submit the application component or prevent further editing. To submit the application click the Submit button. Note: All application components must be marked as complete in order to submit.

Application Forms

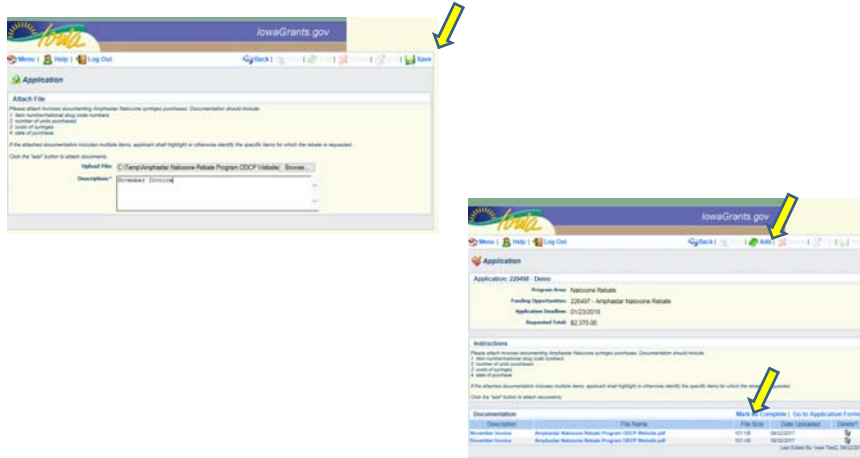
Form Name	Complete?	Preview Submit
General Information	✓	09/22/2017
Amphastar Naloxone Iowa Rebate Request Form	✓	09/22/2017
Qualifying Naloxone Purchases	✓	09/22/2017
Documentation Certification		

16

Add documentation of qualifying Amphastar Naloxone purchases by clicking Add. (see instructions in the form for what the documentation should include)

Browse and add a file from your computer, enter a description, and then click Save

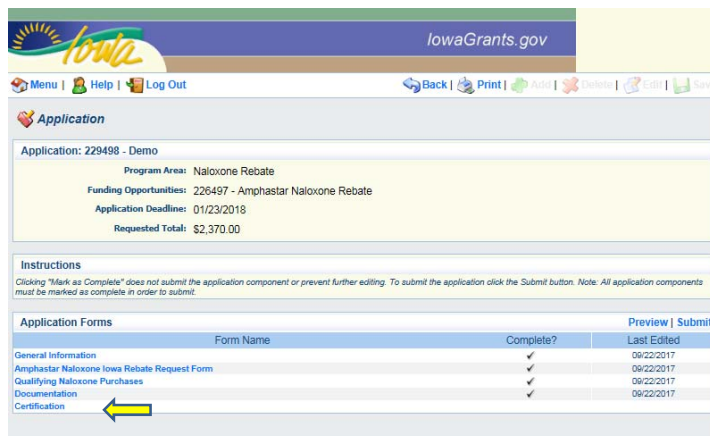
If you need to add a second or subsequent file, repeat the process by clicking Add again.



Once all of the files have been attached click Mark as Complete

17

Click Certification



18

Complete the Certification form and click Save. On the next screen click Mark as Complete.

Application

Application: 229498 - Demo

Program Area: Naloxone Rebate

Funding Opportunities: 226497 - Amphastar Naloxone Rebate

Application Deadline: 01/23/2018

Requested Total: \$2,370.00

Certification

I certify that I am an authorized agent of the Public Entity.
 I certify that the attached invoices represent purchases of Amphastar Naloxone syringes by the Public Entity as described within the application.
 I further certify that the Public Agency is not seeking a rebate for syringes that have been resold to another Public Entity where that Public Entity is eligible for any Amphastar Naloxone rebate.

Applicant Public Entity*

Certifying Agent*

Title*

[Return to Top](#)

19

Each of the forms are now marked as complete. You can review your application by clicking on Preview. Should you need to make changes to any of the forms simply click on the form name – click Edit, make your changes, and then click Save again.

To submit the application click Submit

Instructions

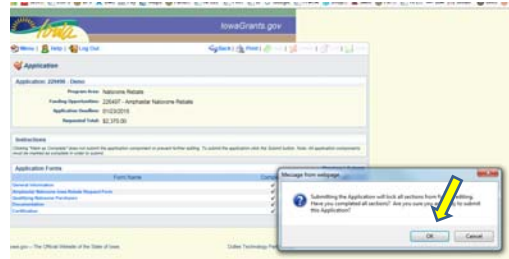
Clicking "Mark as Complete" does not submit the application component or prevent further editing. To submit the application click the Submit button. Note: All application components must be marked as complete in order to submit.

Application Forms

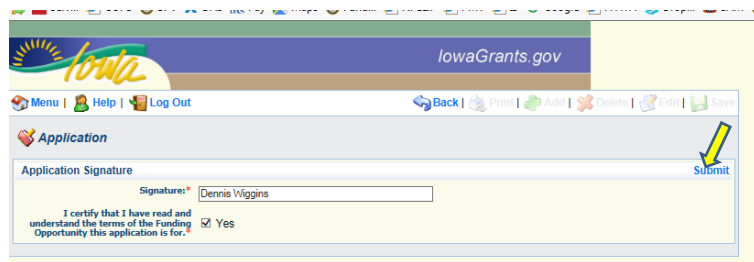
Form Name	Complete?	Last Edited
General Information	✓	09/22/2017
Amphastar Naloxone Iowa Rebate Request Form	✓	09/22/2017
Qualifying Naloxone Purchases	✓	09/22/2017
Documentation	✓	09/22/2017
Certification	✓	09/22/2017

20

Click OK on the popup message.

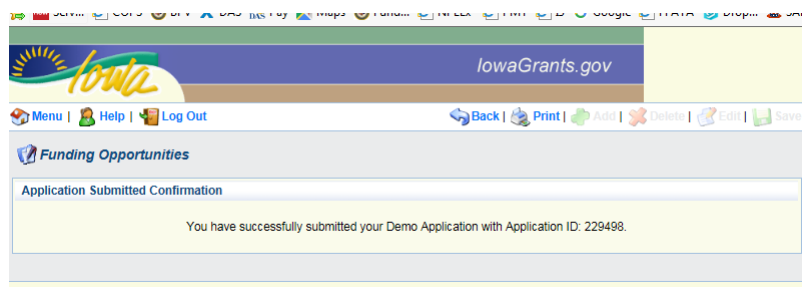


Enter your Name, check the yes box, & then click Submit.



21

Congratulations, your application is submitted.



22

Governor's Office of Drug Control Policy



Contacts:

Dennis Wiggins
515-725-0311
dennis.wiggins@iowa.gov

Susie Sher
515-725-0308
susie.sher@iowa.gov